



Alta durabilidade



Proteção térmica e acústica



Manutenção prática



Material leve



Variedade de cores e aplicações



ARRASTE PARA CIMA

POLIESTER

Chapa de polímero

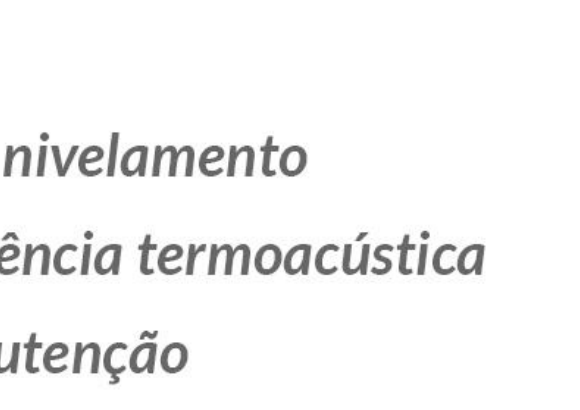


● Pintura Poliester

● Alumínio

● Polietileno

● Alumínio



Panel de Alumínio Composto

PRINCIPAIS CARACTERÍSTICAS

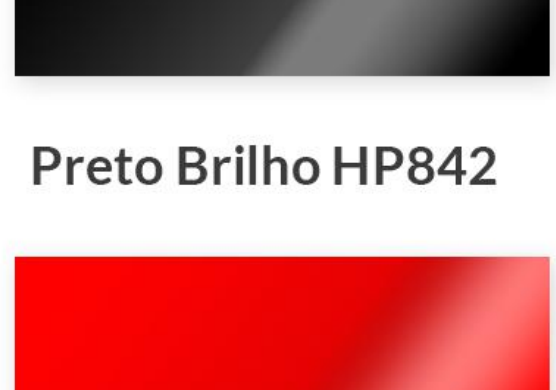
- Excelente nivelamento
- Boa resistência termoacústica
- Fácil manutenção
- Instalação rápida
- Leveza
- Permite curvatura
- Resistente a impactos
- Rigidez

PRINCIPAIS APLICAÇÕES

- Revestimentos externos de fachadas planas e/ou arredondadas
- Composição com fachadas structural glazing
- Placas e totens de sinalização visual
- Recobrimento de colunas e pórticos
- Elemento decorativo e isolante termoacústico em arquitetura de interiores
- Stands e mobiliários

CORES

Confira nosso catálogo de cores exclusivo AlumBrasil



Branco Brilho HP882



Azul GM HP896



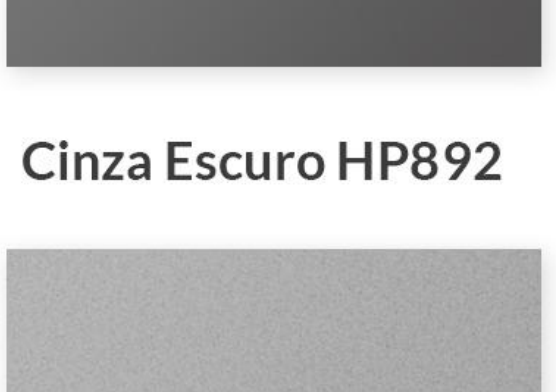
Preto Brilho HP842



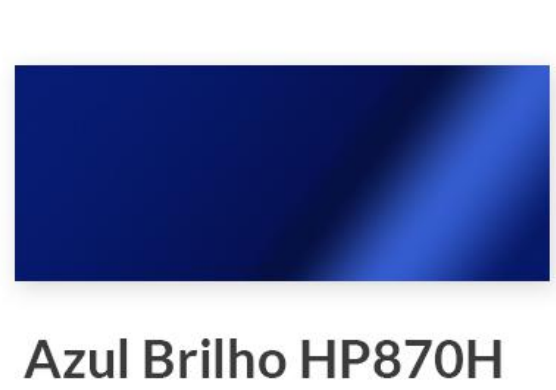
Lilas HP841



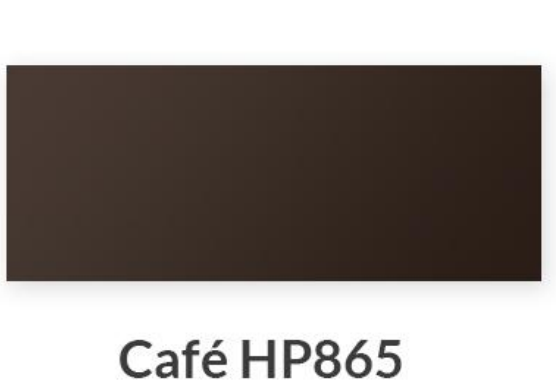
Vermelho Brilho HP880



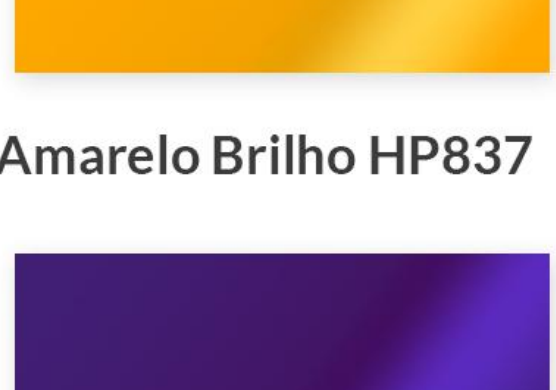
Laranja HP885



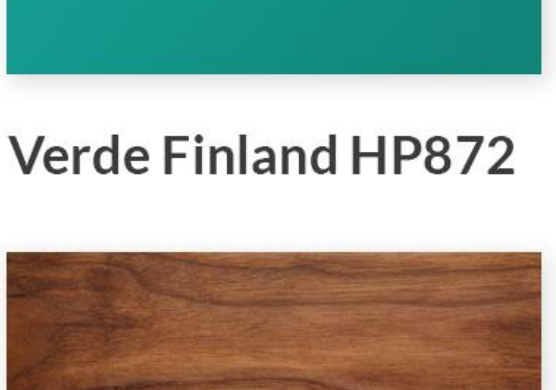
Prata Metálico HP881



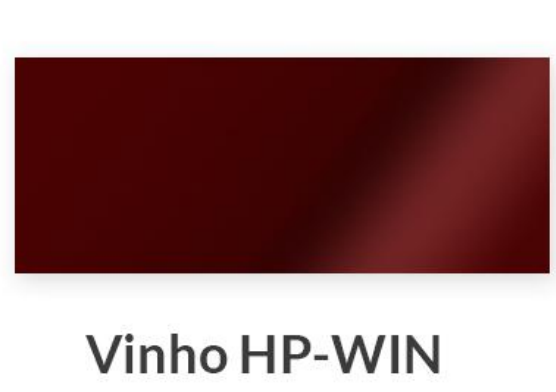
Grafite HP855



Laranja Brilho HP838



Cinza Escuro HP892




Verde BR HP827



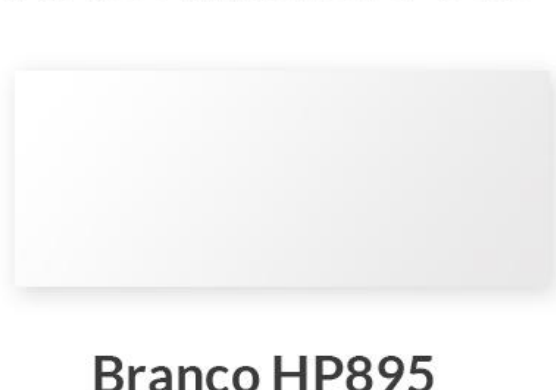
Prata HP888




Azul Brilho HP870H



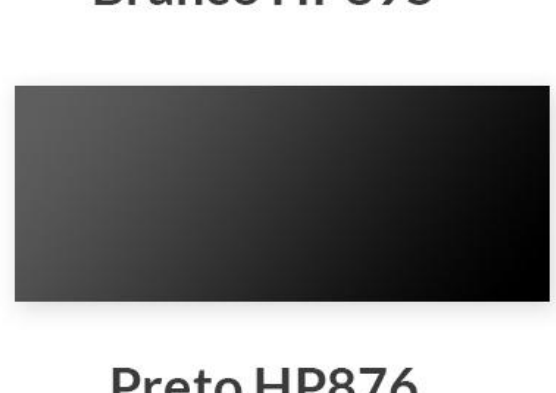
Café HP865




Amarelo Brilho HP837



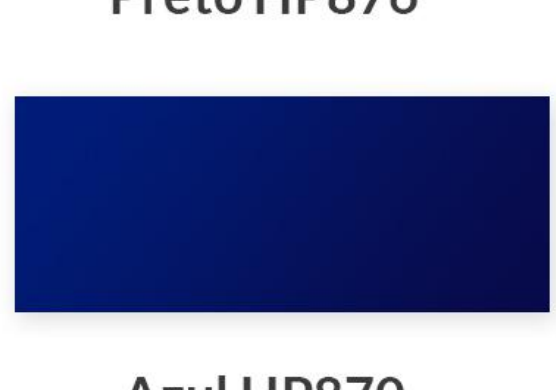
Verde Finland HP872




Roxo Brilho



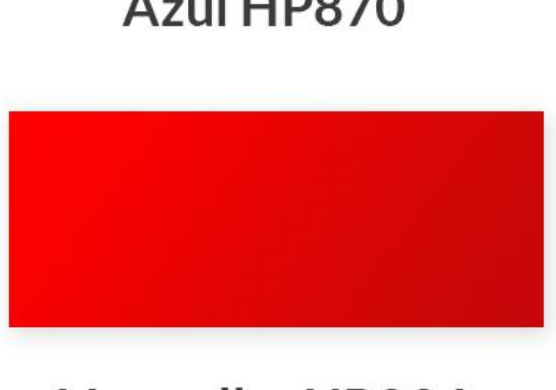
Madeira Clara HP37097




Vinho HP-WIN



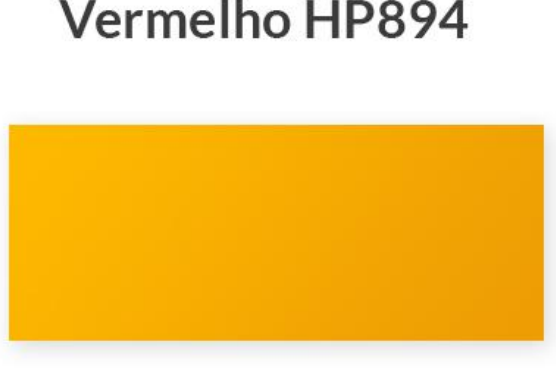
Madeira Escuro HP37098



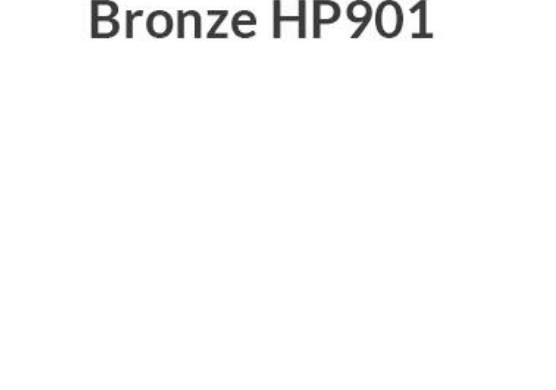
Verde Pantone HP906



Dourada HP891



Branco HP895



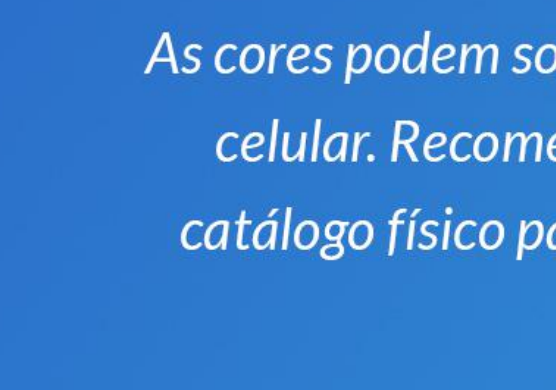
Prata Escovada HP897



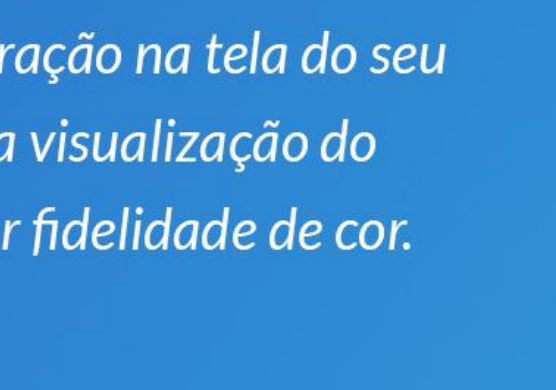
Preto HP876



Espelho Gold HP908



Azul HP870



Espelho Silver HP898



Vermelho HP894



Bronze HP901



Amarelo HP860

ATENÇÃO

As cores podem sofrer alteração na tela do seu celular. Recomenda-se a visualização do catálogo físico para maior fidelidade de cor.

CLIQUE AQUI E SAIBA MAIS